

1977 CHEVROLET EL CAMINO



El Camino for 1977:

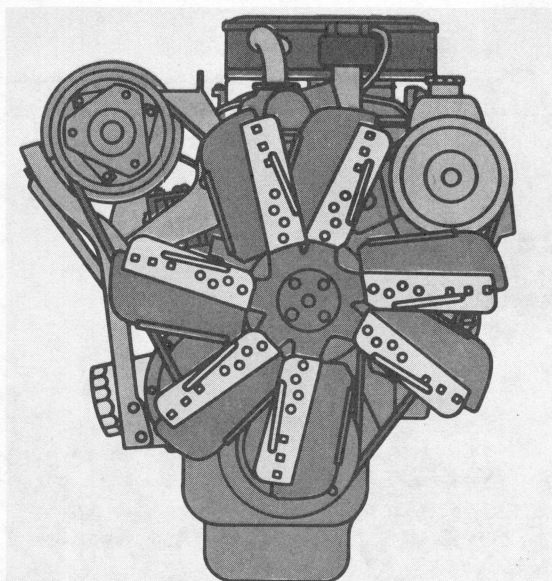
- A luxury look and feel you don't expect from a truck
 - Standard El Camino has a revised grille
 - El Camino Classic has a new formal grille and rectangular headlamps
 - Bold front bumper design
- Wide stance
- Long, low profile
 - Frameless door glass, thin pillars, sleek roof line
- Interior appointments establish a high level of luxury
 - Full-width foam cushioned seat
 - 20 different fabric-color trim combinations available including 3 new colors
 - Cut-pile carpeting standard

All for the value-minded customer!

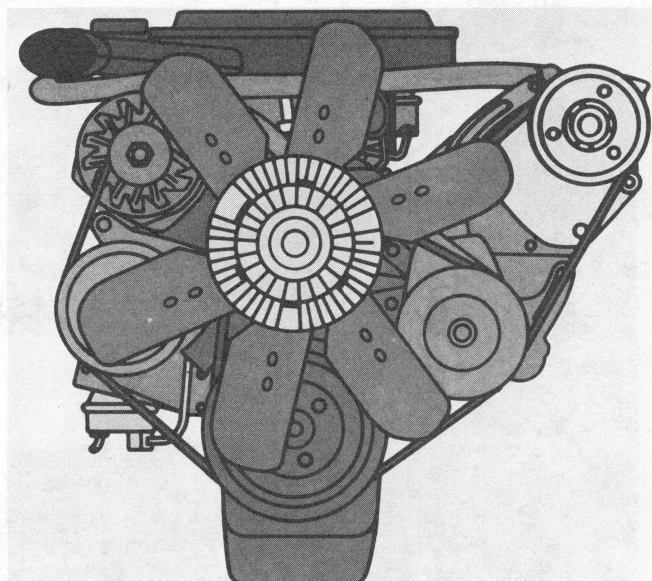


1977 CHEVROLET EL CAMINO

NEW FOR 1977



Engine availability has been revised to reflect the six-cylinder engine as base and all V8s as options • This 250 1-bbl six-cylinder engine with manual transmission is now standard, automatic transmission is available.




The V8 engine lineup includes the 305 2-bbl V8 and the 350 4-bbl engines with automatic transmission. Both the 350 2-bbl V8 and 400 4-bbl V8 engines have been cancelled. The 350 4-bbl V8 is released nationally for the first time.

Wheel size has been increased to 15" x 7" with carryover tire availability.

Wheel covers have been restyled.

Taillight treatment for both Standard and Classic models is revised.



New grilles • Standard El Camino has a carry-over grille that has been modified by adding vertical bars • El Camino Classic receives a new chromed grille treatment and rectangular headlamps.

Interior trim features new fabric and colors with carryover sew pattern.

Exterior colors are Black; Dark Blue (Met); Light Blue (Met); Dark Blue-Green (Met); Brown (Met); Light Buckskin; Buckskin (Met); Cream Gold; Firethorn (Met); Medium Green (Met); Orange (Met); Medium Red; Silver and Antique White.

1977 CHEVROLET STANDARD EL CAMINO



The standard model includes the following items as standard equipment:


Interior:

- Full-width seat in textured all-vinyl
- Padded instrument panel with gauges, warning lights and functionally identified controls
- Cut-pile carpeting, color-keyed
- Ashtray and cigarette lighter
- Full-depth armrests, both doors
- Inside rearview mirror, 12" wide
- Door-actuated dome lamp
- Padded sunshades, both sides

- Inside spare-tire carrier
- Energy-absorbing steering column with locking feature

Exterior:

- Chromed front and rear bumpers
- Windshield and back window reveal moldings
- Side door, tailgate and pickup box belt moldings
- Bright aluminum hubcaps
- Left-hand side rearview mirror
- Hood moldings, grille outer edge moldings
- Chevrolet and El Camino identification
- Bright headlight bezels



1977 CHEVROLET EL CAMINO CLASSIC



Classic model includes all items listed for the standard model plus the following additions or substitutions:


Interior:

- Full-width seat with custom vinyl or cloth trim and fold-down center armrest
- Vinyl and plastic door trim panels

- Vinyl-coated headliner
- Rearview mirror with black finish on back and support
- Instrument panel crown pad and dull paint finish

Exterior:

- Bright lower body sill moldings

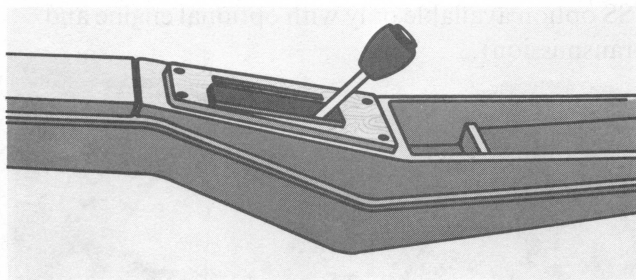


1977 CHEVROLET EL CAMINO CONQUISTA




Conquista option includes:

- Special two-tone paint
- Special bright moldings on front fender, body side and tailgate



Console • Available for use with Strato-bucket option • Includes compartment for extra stowage
• Requires V8 engine • Automatic transmission shift lever is mounted on console.

Strato-bucket seats are available • Swivel 90° outboard for easier entry and exit • Special shell-type construction provides added lateral body support
• Built-in head restraint feature • Offered in vinyl for El Camino Classic.



1977 CHEVROLET EL CAMINO SS



SS option includes all items listed for the Classic model plus the following additions or substitutions:

Interior:

- Monte Carlo instrument cluster with black bezel
- "SS" emblem on instrument panel
- Bench seat is standard; available swivel bucket seats are shown


Exterior:

- Black grille with bright center "SS" emblem
- Racing-type mirrors, body color, left-hand remote control and right-hand manual
- White-lettered tires, radial ply GR70-15
- 15-inch Rally wheels
- Upper body side and tailgate stripes
- "SS" emblem on front fender sides, grille and tailgate


(SS option available only with optional engine and transmission)



1977 CHEVROLET EL CAMINO ENGINE FEATURES



A reliable 250 Six. Our standard Six. It features an intake manifold designed to distribute fuel more evenly than before. Redesigned combustion chambers concentrate the fuel charge around the spark plugs for more rapid burning. This engine even uses its own exhaust gases to warm up quicker.




305-2 V8 • Now the base engine on V8 models except in California • Has smaller cubic-inch displacement than the engine it replaces, but shares all the big-engine features that contribute to good performance and efficient operation using no-lead fuel.

Available V8 engine • Chevy's 350-4 V8 also delivers good performance on unleaded fuel.

Note • V8 engines available only when power steering and Turbo Hydra-matic transmission are ordered.

High Energy Ignition system—standard on Sixes, V8s. It delivers up to an 85% hotter spark than conventional systems. Our High Energy Ignition improves cold-weather starting, provides all-weather protection from moisture, dirt and road splash. Solid-state design eliminates ignition points and condenser, extends the time between recommended tune-ups.



Front disc brakes are standard. Single-piston, floating-caliper design. Resist fading and recover quickly from the effects of water immersion. Vacuum power assist is included.

Lining wear sensor for disc brakes. Emits an audible signal when it's time for pad replacement.

Extended maintenance intervals. We made significant progress last year in reducing the number of times scheduled maintenance is needed. This chart spells out the latest recommended intervals:

SPARK PLUGS	22,500 miles
ENGINE OIL	6 mo. or 7,500 miles
OIL FILTER	First 7,500 miles. Every 15,000 miles thereafter
AIR CLEANER ELEMENT	30,000 miles
CHASSIS LUBRICATION	6 mo. or 7,500 miles
AUTOMATIC TRANS. FLUID AND FILTER	Every 60,000 miles

1977 CHEVROLET EL CAMINO POWER TEAMS

ENGINE	TRANSMISSION		REAR AXLE
Type and Code	Type and Code	Make and Capacity (lb)	Ratio and Code

			2.56 G95	2.73	3.08 G92
■ 250 1-bbl L6-L22 (Standard Engine)	3-Speed Manual (Std)—M15	Chevrolet 2825 ♦	—	X (Std)	X*
	Turbo Hydra-matic—M40		—	X (Std)	X†
● 305 2-bbl V8-LG3	Turbo Hydra-matic (Std)—M40		X (Std)	—	X
■ 350 4-bbl V8-LM1	Turbo Hydra-matic—M40		X (Std)	—	X†

■ Available for registration in the State of California when California Emission Certification is ordered.

● Not available for registration in the State of California.

♦ Locking Differential rear axle available for all axle ratios.

* Not available above 4000 ft. altitude.

† Required above 4000 ft. altitude.

ENGINE RATINGS

All States except California

SAE Net Ratings @ 85°F	250 1-bbl L6	305 2-bbl V8	350 4-bbl V8
Net Horsepower.....	110 @ 3800 rpm	145 @ 3800 rpm	170 @ 3800 rpm
Net Torque, lb-ft.....	195 @ 1600 rpm	245 @ 2400 rpm	270 @ 2400 rpm


CALIFORNIA ONLY

SAE Net Ratings @ 85°F	250 1-bbl L6	350 4-bbl V8
Net Horsepower.....	90 @ 3600 rpm	160 @ 3800 rpm
Net Torque, lb-ft.....	180 @ 1600 rpm	260 @ 2400 rpm


1977 CHEVROLET EL CAMINO POPULAR OPTIONS



All Weather air conditioning • For added comfort in summer or winter • Unit heats, cools, defrosts, defogs, cleans and dehumidifies the air.

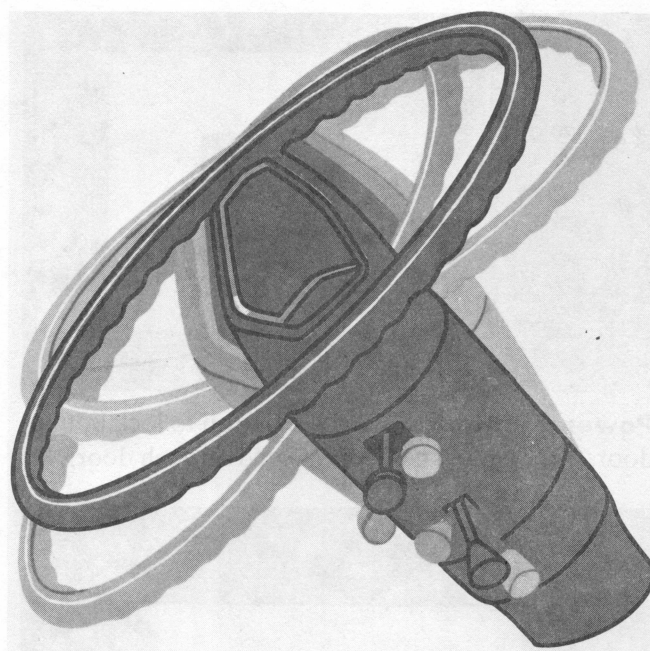


Stereo tape system • Delco's Crossfire speaker mounting enhances stereo effect • Radio dial conceals tape transport when not in use • Available when AM or AM/FM stereo radio is ordered.



Dual sport mirrors • Add a sporty touch • Mirrors match body color • Driver's mirror adjustable by remote control from handle on inside door panel • Passenger mirror adjustment manual • Dual remote sport mirror option also available.

Speed and cruise control holds a preset speed automatically • Stepping on brake disengages control.



Comfortilt steering wheel adjusts to suit individual driver • Six different positions available.


Other popular options:

- Locking differential rear axle
- Tinted glass
- Full-gauge instrumentation
- Electric clock
- Color-keyed litter container
- Heavy-duty radiator
- Auxiliary lighting
- Heavy-duty battery
- Tonneau cover —black or white
- Pulse wiper system
- Cargo box side rails
- Cargo tie-downs inside box


Bright moldings

- Body side
- Door edge guard
- Front fender body side and tailgate

1977 CHEVROLET EL CAMINO POPULAR OPTIONS




Power door locks • Touch a button to lock both doors • Individual controls located on each door.




Power windows • Driver has control for both windows located on door • Separate control for right-hand window on passenger door.

Vinyl roof cover is offered in a selection of nine colors, keyed to body color selection.

Variable-ratio power steering • Improves maneuverability • Eases parking • Reduces steering effort on or off the road.




New sport wheel covers • Newly styled, in-depth wheel cover has the appearance of a finely spoked wheel.



Deluxe bumpers • Resilient strips give added protection to bumper.


Turbo Hydra-matic available • Three forward speeds keep engine in right power range automatically • Especially convenient in city traffic • Includes anti-theft steering and transmission lock.

1977 CHEVROLET EL CAMINO VALUE FEATURES




Concealed storage compartment located behind driver's seat • Ideal for placing tools and other small articles out of view • Seat back moves forward for easy access • Spare tire stows behind passenger seat.

Air-adjustable shocks are standard • Help to level the load • Add air to raise the rear end • Air valve located at rear license plate for convenience.




Standard coolant recovery system on El Camino collects and returns radiator overflow.

Radial ply tires are standard • They provide low roll resistance, and long tread life.



Double-wall construction helps protect exterior wall from inner wall cargo dents • Doors, hood and roof also made of two sheets of steel • Every fender has an inner fender to help protect against the effects of water, salt and road dirt • Large rear fenders offer protection against road splash.



Double-wall tailgate construction, too. Designed for one-handed operation • Helps protect against cargo dents • Tailgate parks almost flush with cargo bed and nearly level • You hoist load only to box floor height, slide it smoothly inside.

Coil spring suspension helps keep everything riding smoothly • Front spring ratings range from 1157 to 1475 pounds each • Rear spring rating range is from 1375 to 1450 pounds each • Spring rating varies with gross vehicle weight ratings.

Front suspension ball joint wear indicator tells when it's time to replace the lower control arm ball joints.

1977 CHEVROLET EL CAMINO

EXTERIOR/INTERIOR COLORS

PLEASE NOTE: The exterior and interior combinations shown in the chart below and designated as recommended (R) represent the ideal combinations. Those that are shown as acceptable (A) are attractive but less desirable than the recommended combinations. Orders for additional combinations may be submitted, provided the dealer initials the appropriate order form box (ZP2) as verification that the requested combination is definitely desired.

CAUTION: Please utilize available color samples when ordering, especially when adding a third color element (Vinyl Top, Exterior Color, Interior Trim), in order to avoid undesirable combinations.

VINYL ROOF	CODE	EXTERIOR COLOR AVAILABILITY RECOMMENDED	ACCEPTABLE
Black	BB	11, 13, 19, 22, 50, 61, 63 or 78	29, 36, 44, 48 or 72
Blue, Light (Metallic)	DD	11, 22 or 29 only	
Buckskin, Light	UU	11, 19, 48, 61, 63, 69 or 78	36, 44 or 72
Firethorn (Metallic)	FF	36	11
Green, Medium (Metallic)	GG	11, 44 or 48	
Silver	QQ	13 or 19	11, 29, 36 or 72
White	WW	All except 13	13

INTERIOR TRIM COLORS AND CODES											
Seat, Headliner and Door Trim Color		Black	Blue	Buckskin	Firethorn	White	White	White	White		
Instrument Panel Pad and Carpet Color		Black	Blue	Saddle	Firethorn	Black	Blue	Firethorn	Green		
MODEL	SEAT TYPE										
El Camino	Sport Cloth Bench	JBB1	JDD1	JUS1							
	Vinyl Bench	VBB1		VUS1							
El Camino Classic (Without Conquista Option)	Knit Cloth Notchback Bench		PDD5	PUS5	PFF5						
	Vinyl Notchback Bench	VBB5	VDD5	VUS5	VFF5	VWB5	VWD5	VWF5	VWG5		
	Vinyl Bucket	VBB2	VDD2	VUS2	VFF2	VWB2	VWD2	VWF2	VWG2		
EXTERIOR COLORS	COLOR CODE										
	Lower	Upper	Two-Tone								
Black	19	19	—	R	A	R	R	R		R	
Blue, Dark (Metallic)	29	29	22	A	R			A	R		
Blue, Light (Metallic)	22	22	11	R	R			A	R		
Blue-Green, Dark (Metallic)	48	48	44	A		R		A			R
Brown (Metallic)	69	69	61			R		A			
Buckskin, Light	61	61	—	R		R	R	A			
Buckskin (Metallic)	63	63	—	R		R		A			
Cream Gold	50	50	—	R				R			
Firethorn (Metallic)	36	36	—	A		R	R	A		R	
Green, Medium (Metallic)	44	44	11	A		A		A			R
Orange (Metallic)	78	78	11	R		R		R			
Red, Medium	72	72	11	A		R	R	A		R	
Silver	13	13	—	R			R	R			
White, Antique	11	11	—	R	R	R	R	R	R	R	R

R—Recommended

A—Acceptable

1977 CHEVROLET EL CAMINO CONQUISTA

EXTERIOR/INTERIOR COLORS

PLEASE NOTE: The exterior and interior combinations shown in the chart below and designated as recommended (R) represent the ideal combinations. Those that are shown as acceptable (A) are attractive but less desirable than the recommended combinations. Orders for additional combinations may be submitted, provided the dealer initials the appropriate order form box (ZP2) as verification that the requested combination is definitely desired. **CAUTION:** Please utilize available color samples when ordering, especially when adding a third color element (Vinyl Top, Exterior Color, Interior Trim) in order to avoid undesirable combinations.

INTERIOR TRIM COLORS AND CODES											
Seat, Headliner and Door Trim Color				Black	Blue	Buckskin	Firethorn	White	White	White	White
Instrument Panel Pad and Carpet Color				Black	Blue	Saddle	Firethorn	Black	Blue	Firethorn	Green
MODEL	SEAT TYPE										
EL CAMINO CLASSIC (with Conquista Option D91)	Knit Cloth Notchback Bench				PDD5	PUS5	PFF5				
	Vinyl Notchback Bench			VBB5	VDD5	VUS5	VFF5	VWB5	VWD5	VWF5	VWG5
	Vinyl Bucket			VBB2	VDD2	VUS2	VFF2	VWB2	VWD2	VWF2	VWG2
Hood and Center Body (a)	Lower Code	Roof and Lower Body (b)	Upper Code								
Blue, Dark (Metallic)	29	Silver	13	R	A			R	A		
Blue, Light (Metallic)	22	Blue, Dark (Metallic)	29	A	R			A	R		
Buckskin, Light	61	Brown (Metallic)	69	A		R		A			
Green, Medium (Metallic)	44	Blue-Green, Dark (Metallic)	48	A		R		A			R
White, Antique	11	Black	19	R	A	R	R	R			
White, Antique	11	Blue, Light (Metallic)	22	A	R	A		A			
White, Antique	11	Green, Medium (Metallic)	44	A		A		R			R
White, Antique	11	Red, Medium	72	A		R	R	R		R	
White, Antique	11	Orange (Metallic)	78	R		R		R			

(a) Secondary hood and center body color.

(b) Primary roof and lower body color.

R—Recommended (see note above).

1977 CHEVROLET EL CAMINO SPECIFICATIONS

Engine Base Equip. Clutch Air Filter Oil Filter Exhaust System Emission Control Systems	250 1-bbl. L6 9.1"; 72 sq. in. Oiled-paper Element Throwaway Type; 1-qt. Single; Aluminized Meet Government Requirements
Suspension, Front Capacity Springs @ Ground—Range* Shock Absorbers	Independent; Coil Springs 2400 lb. 1157/1475 lb. ea. 1" dia.
Suspension, Rear Axle Capacity Axle Ratio Springs @ Ground—Range* Shock Absorbers	Hypoid; Coil Springs 2825 lb. 2.73 1375/1450 lb. ea. 1" dia.; Air Booster Type
Brakes Front Rear Parking	Hydraulic; Self-adjusting; power assisted Disc; 11" Rotor Drum; 11" x 2" Cable to Rear Wheels
Electrical Battery Delcotron Generator	12 Volt; Negative Ground 2900 watts @ 0°F. 37 amp.
Frame	Carbon Steel; Perimeter Type
Fuel Tank (nominal capacity)	26 gal.
Steering Gear Type Linkage	Manual; Recirculating Ball Parallelogram
Transmission Shift Location	Fully Synchronized 3-Speed Steering Column
Tires	(5) GR78 15B(4PR)
Wheels	(5) Disc; 15" x 6"

*The capacity of front and rear springs actually installed is dependent on the computed weight of the vehicle with optional equipment as ordered.